

UK Student visas



UK Visas
& Immigration



GREAT
BRITAIN & NORTHERN IRELAND

The UK's visa service

- **Our purpose:** to provide an effective regular immigration system for the UK.
- **Our vision:** We place our customers' needs at the centre of what we do, being adaptive, responsible and respectful at all times.
- **What we do:** We issue visas to enable customers to visit, work, study or join family in the UK.
- We have over **250** visa application centres around the world.
- We offer a priority visa service in nearly **190** countries.



High volume visa routes



Visitor



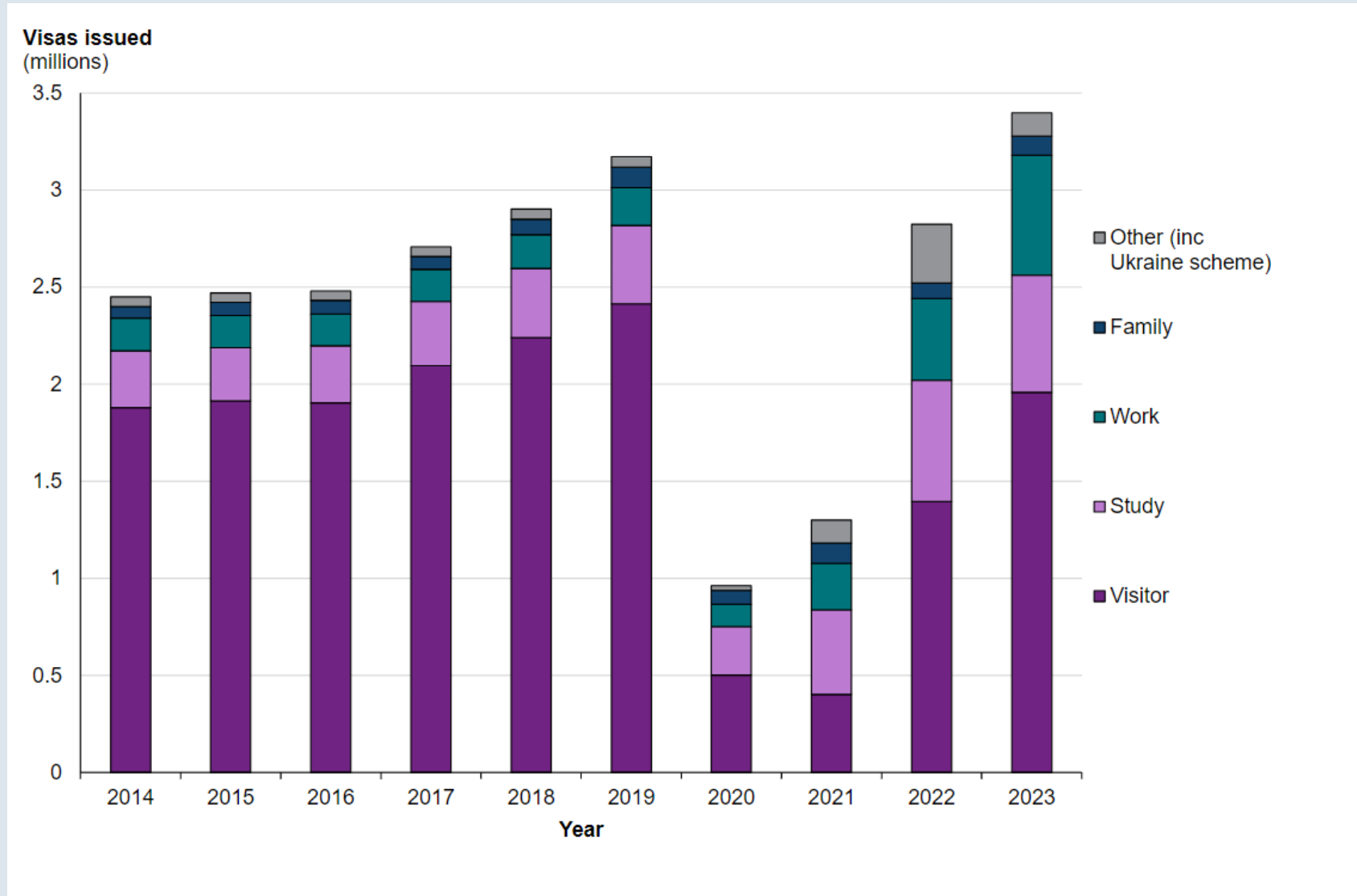
UK Student visas

Work



Study

Visa grants YE December 2023



Applying for a UK Student visa



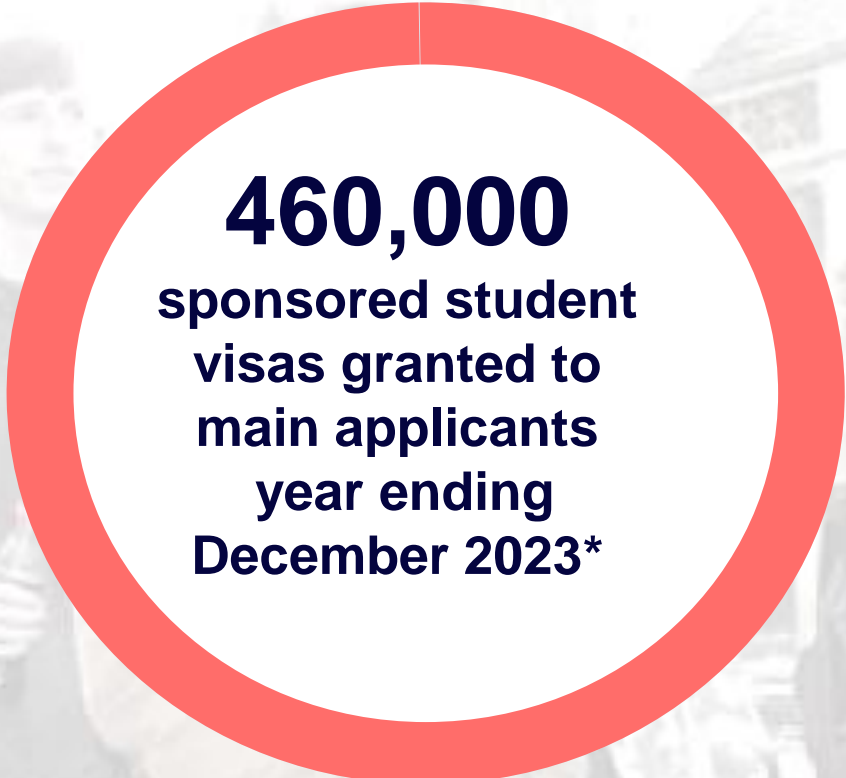
UK Visas
& Immigration



GREAT

BRITAIN & NORTHERN IRELAND

Student visa stats



460,000
sponsored student
visas granted to
main applicants
year ending
December 2023*

*Approx figures. Full details available here: www.gov.uk/government/collections/immigration-statistics-quarterly-release

UK Visa Statistics Thailand



We have granted **4,156** visa to sponsored student route (main applicants and dependents) in the YE December 31, 2023.

Issue rate of **98%**

Do you need a Student visa?

British citizen



No

EU citizen



Yes

(this includes EU, EEA and Swiss citizens)

Other citizens



Yes

Who can apply?

You can apply for a UK Student visa if you are 16 or over and:

- Have an offer from an approved education institution.
- Can speak, read, write and understand English.
- Have enough money to pay for your course and support yourself.
- Have consent from your parents if you are under 18.

If you are between 4 and 17 years old and you want to study at an independent school in the UK, you may be eligible for a [Child Student visa](#) instead.



Before you apply

- Identify and apply for your course
- Check your education provider is a licensed student sponsor
- Your education provider will send you a reference number called a Confirmation of Acceptance of Study (CAS), once they've offered you a place on a course. You need this before you can apply for a visa.
- Check Gov.uk for the documents you need to prepare for your visa application
- Apply for your visa as soon as you have received your CAS number and have your documents ready

Documents required



You must provide:

- Current passport or travel document
- CAS reference number



Supplying the right documents will help avoid delays to the decision making process



You may also need to provide:

- Proof of finances
- Proof of your knowledge of English
- Birth certificate and parental consent letter if under 18
- Tuberculosis test results (if required)
- ATAS certificate (if required by course)



www.gov.uk/student-visa/documents-you-must-provide

Knowledge of English

You can prove your knowledge of English by:

- Passing a secure English Language Test (SELT) from an approved provider.
- Having a GCSE, A level, Scottish National Qualification level 4 or 5, Scottish Higher or Advanced Higher in English gained through study at a UK school begun when under 18.
- If you are studying at degree level or above your Higher Education Provider can assess your level of English – and may ask you to do a different test.



Funds

You need enough money to pay for your course and support yourself in the UK.

You may need to provide evidence that you have enough money to cover your living costs – how much depends on where you will be studying:

- London - £1,334 for each month of the course (max 9 months)
- Rest of the UK - £1,023 for each month of the course (max 9 months)

You can prove you have enough money through:

- ✓ Cash in a savings account - in student or parent/guardian's name
- ✓ Student loan
- ✓ Official financial or government sponsorship or grant

Funds must have been held for at least 28 consecutive days prior to submitting your application.

Funds

You may not need to prove you have money to support yourself if:

- you've had a UK visa for 12 months prior to the date of your Student visa application – you must currently be in the UK
- you're applying as a student union sabbatical officer
- you're applying as a postgraduate doctor or dentist on a recognised foundation programme

Differential evidence requirement

You do not need to prove you have enough money to support yourself if you are a British National (Overseas) ((BN(O)) or from one of the countries or territories listed under the 'differential evidence requirement'. However you do need to have enough funds to make an application.

For more information see www.gov.uk/student-visa/money



How to apply

Check if you need a UK visa and how to apply here:

www.gov.uk/browse/visas-immigration/what-you-need-to-do



The screenshot shows the GOV.UK website interface. At the top, the GOV.UK logo is on the left, and a 'Menu' dropdown and search icon are on the right. Below the logo, the breadcrumb 'Home > Visas and immigration' is visible. The main heading is 'What you need to do' in a large, bold font. Underneath, a sub-heading reads 'Check if you need a UK visa, how to apply, sign in, manage your application, biometric residence permits (BRPs), share codes'. The page is organized into two main sections: 'If you're coming to the UK' and 'To manage your application'. Each section contains a list of blue, underlined links.

GOV.UK Menu Search

Home > Visas and immigration

What you need to do

Check if you need a UK visa, how to apply, sign in, manage your application, biometric residence permits (BRPs), share codes

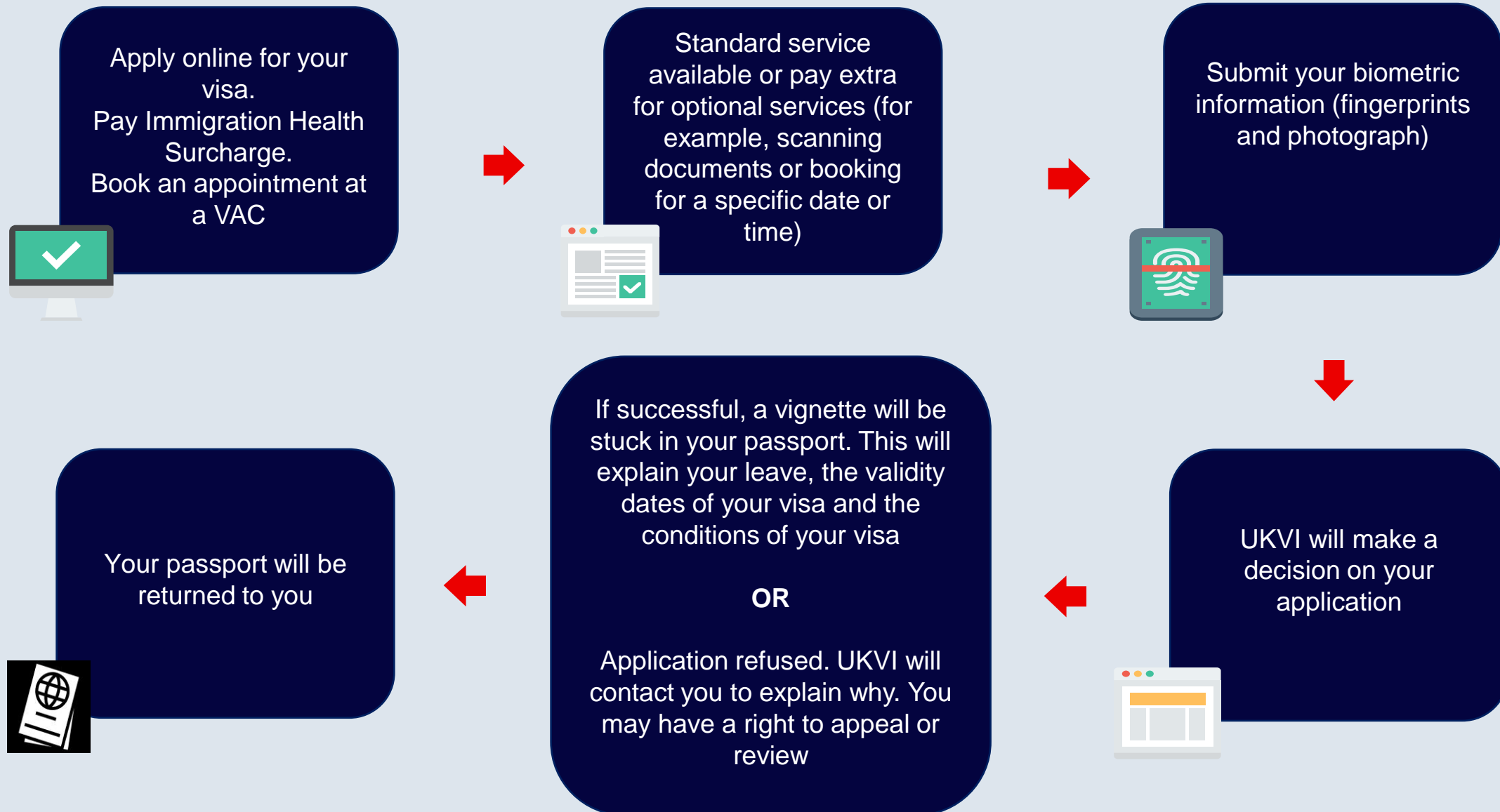
If you're coming to the UK

- [Check if you need a UK visa](#)
- [How to apply for a visa to come to the UK](#)
- [Pay for UK healthcare as part of your immigration application](#)
- [Tuberculosis tests for visa applicants](#)

To manage your application

- [Visa fees](#)
- [Get a faster decision on your visa or settlement application](#)
- [How to sign in to continue your visa application](#)
- [Get your visa, immigration or citizenship documents back](#)
- [Cancel your visa, immigration or citizenship application](#)
- [Contact UK Visas and Immigration for help](#)

Visa application process – prove your identity at a Visa Application Centre (VAC)



Biometric residence permit (BRP)

- You'll usually get a BRP if you:
 - apply to come to the UK for longer than 6 months
 - extend your visa to longer than 6 months
 - apply to settle in the UK
 - [transfer your visa to a new passport](#)
 - apply for certain [Home Office travel documents](#)



- Your BRP will include information about your identity, your biometrics, your immigration status and conditions.
- You must collect your BRP within 10 days of arrival in the UK or before your vignette expires.

More info on BRPs: www.gov.uk/biometric-residence-permits



Visa Application Centres (VACs)

Our VACs are run by external companies contracted by UKVI to provide front-end customer services. Once you've chosen and paid for your visa, you'll be automatically redirected to their website where you can book an appointment to provide your biometric information (your fingerprints and photograph).


VFS.Global



www.vfsglobal.com/en/individuals/index.html

Processing times (from outside the UK)

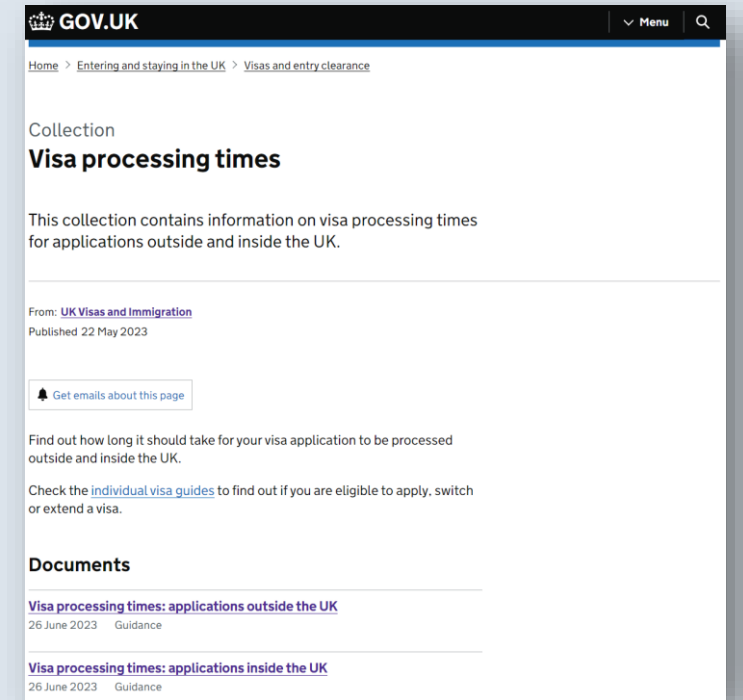
- UKVI starts processing your application once you submit your application (including biometrics) on the [UK Immigration: ID Check app](#) or at a [VAC](#).
- Processing times usually take up to **3 weeks**
- You may be able to pay to get a faster decision on your application.
 - within **5 working days** ('**Priority Visa service**')
 - by the end of the **next working day** ('**Super Priority Visa service**')
- Applications [may take longer to process](#), some reasons for this may include:
 - the information in your application is not accurate or requires further consideration
 - you need to provide further evidence, for example evidence of funds



Processing times (from outside the UK)

UKVI will contact you once a [decision has been made on your application](#).

You do not need to contact UKVI to track your application if you've already made a visa application and it is still within current processing times.



Find out more:

www.gov.uk/guidance/visa-processing-times-applications-outside-the-uk



Application tips

- Once a CAS has been issued, apply for your visa as soon as possible to avoid busy periods/delays
- Check that your CAS is for the correct visa
- Include all necessary documents
- Include official translations of your documents
- Include a supporting letter to explain any gaps in your study – for example, periods of employment
- Disclose your full travel history – including visas refused
- Disclose any forms of criminality – including minor offences
- Include your birth certificate and parental consent letter if under 18
- If you are using the UK Immigration: ID Check app - after you have paid for your application, make sure you confirm you have submitted your documents. Your application can't be processed if you miss this step

Travel to the UK

You can travel to the UK before your course starts:

- Up to 1 week before if course lasts 6 months or less
- Up to 1 month before if course lasts more than 6 months



You must not travel to the UK before the start date given on your visa



Useful links & QR codes

UK Immigration: ID Check app	www.gov.uk/guidance/using-the-uk-immigration-id-check-app	
View and prove your immigration status	www.gov.uk/view-prove-immigration-status	
Biometric Residence Permit	www.gov.uk/biometric-residence-permits	
Processing times	www.gov.uk/guidance/visa-processing-times-applications-outside-the-uk	
VFS.Global	www.vfsglobal.com/en/individuals/index.html	
TLSContact	www.tlscontact.com/en/	
Guidance on illegal migration	Fraud, Tricks and Scams guidance	

Graduate Visa



UK Visas
& Immigration



Graduate visa

- Opportunity to work in the UK for 2 years (bachelor/master degree graduates) or 3 years (PHD graduates)
- No sponsorship required





Eligibility

- Education provider has told Home Office you have successfully completed an eligible course
- Graduated from an approved institution
- Must apply in UK - before student visa expires
- Pay application fee plus Immigration Health Surcharge (IHS)

Graduate visa application process




Useful links & QR codes

Student visa information	www.gov.uk/student-visa	
Graduate visa information	www.gov.uk/graduate-visa	
Documents required	www.gov.uk/student-visa/documents-you-must-provide	
Funds	www.gov.uk/student-visa/money	
Don't fall for fraud	Fraud, Tricks and Scams guidance	

Contact UKVI

If you require further information or have any queries, you can contact UKVI online or by phone:

www.gov.uk/contact-ukvi-inside-outside-uk






Follow us for information and updates on UK visas

More information can be found on our Twitter page. Don't forget to follow, like, share and comment!

<https://twitter.com/ukvigovuk>

[@ukvigovuk](https://twitter.com/ukvigovuk)



Following

UK Visas & Immigration Official

@UKVIgovuk

Follow us for information on UK Visas.

We are unable to respond to Individual queries.

[gov.uk/contact-ukvi-l...](https://www.gov.uk/contact-ukvi-l...)

United Kingdom [gov.uk/government/org...](https://www.gov.uk/government/org...) Joined March 2023

123 Following 2,795 Followers

Followed by VFS Global, Christine Scott, and 8 others you follow

Tweets Replies Media Likes

Pinned

UK Visas & Immigration Official @UKVIgovuk · May 10

Replying to @UKVIgovuk

This account is for UK visa customers only and does not tweet information on asylum or humanitarian routes.

Please do not tweet any personal information. This account is not monitored so we are unable to respond to individual queries.

5 8 24 14K

UK Visas & Immigration Official @UKVIgovuk · Jul 27

For the latest student visa decision waiting times please visit:

[gov.uk/guidance/visa-...](https://www.gov.uk/guidance/visa-...)

#UKStudentVisa



2 5 14 1,452

Thank you